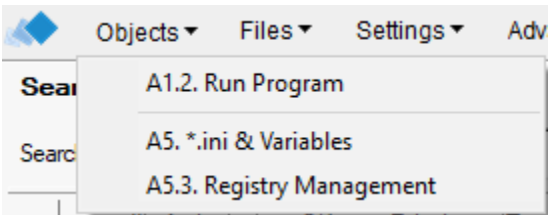


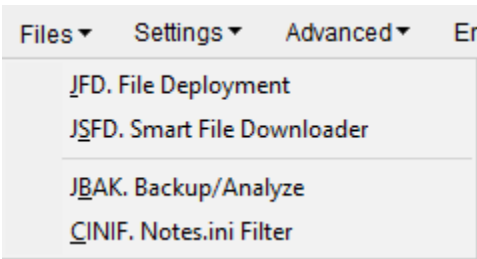
Creating your own Actions

The Action bar in the [Rich Client Essentials] view allows you to create a variety of Actions to better manage client settings, reduce help desk tickets and optimize preparation of your next client upgrade:

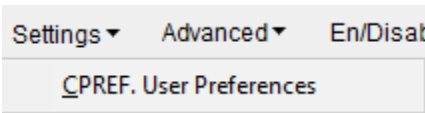


The Objects menu allows you to Run Programs, manage notes.ini and other *.ini variables, as well as the Windows registry.

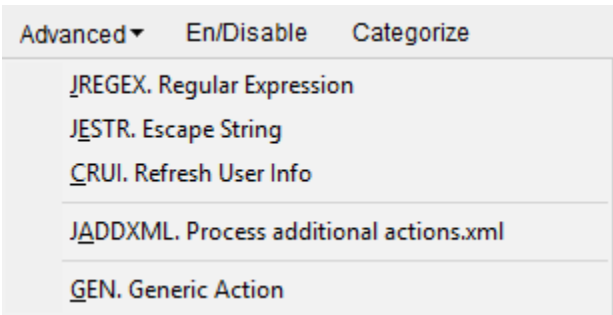
Note: For many notes.ini settings also see Settings\CPREF. User Preferences!



The Files menu allows you to deploy small and zipped files (including unzipping), large files, create backup Actions and notes.ini-Filters for backup Actions.



The Settings menu allows you to easily configure various Notes client settings via a simple user interface.



The Advanced menu is for, well, advanced topics.