

# Release Notes v4.5.0

We just announce a new major release of GreenLight, the Monitoring Solution for HCL Domino and others which is from now on competely built on HTML5 ( Adobe Flash is history).

IMPORTANT

IMPORTANT

This version includes a critical bug fix to address the [Log4Shell vulnerability](#). Updating is highly recommended!

The most notable features and improvements are listed below.

**Important Information**  
Please make sure that you are using the latest GreenLight version **4.x** before you run an update (upgrading from an elder release could cause issues) !  
Please note, that IE 11 is not supported. Chrome, Firefox and MS Edge Chromium are the supported browser versions.

Improvement

## Server Configuration

The *Servers Tab* provides you the entry point of adding and configuring your individual servers and clusters. From now on you will also find a *Sensors Tab* in which you see all the sensors where the server is assigned to.

GreenLight

Sensors Servers Users Reports Communication Monitor

local

New

Server	Host
jadin/traveler/panagenda (jadin.panagenda)	jadin.panagenda
panadom90-2/dom90/tokra (panadom90-2)	panadom90-2.p
panadom90-3/dom90/tokra (panadom90-3)	panadom90-3.p
panadom90-4/dom90/tokra (panadom90-4)	panadom90-4.p
panadom90/dom90/tokra (panadom90)	panadom90.par
telchak/web/panagenda (telchak.panagenda)	telchak.panagenda

Edit Server

Details

Connection settings

Operation timeframes

Alerting

Sensors

Hostname / IP \*

jadin.panagenda.local

Operating system

Not specified

☐ OS Services, PerfCounters, Powershell

☒ Domino Server

☐ MS Exchange Server

☐ MS Sharepoint Server

Domino Server Name

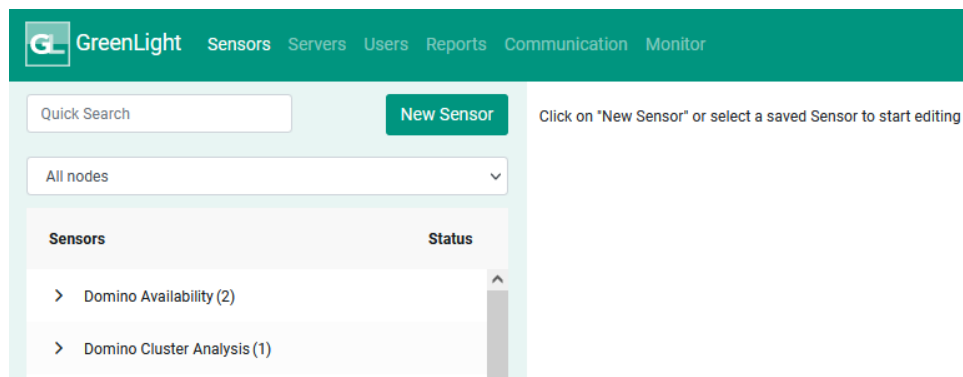
jadin/traveler/panagenda

Check

Improvement

## Sensor Configuration

The *Sensors Tab* is your configuration page where you can configure and adjust all of your Sensors. You can switch between the *All nodes* view vs. the individual Server view for better depiction



Note: There are some sensors which haven't been ported over to the HTML5 version yet. In case you have any of the following sensors configured, you might see this information:

**Currently, only limited changes are possible for this Sensor.**

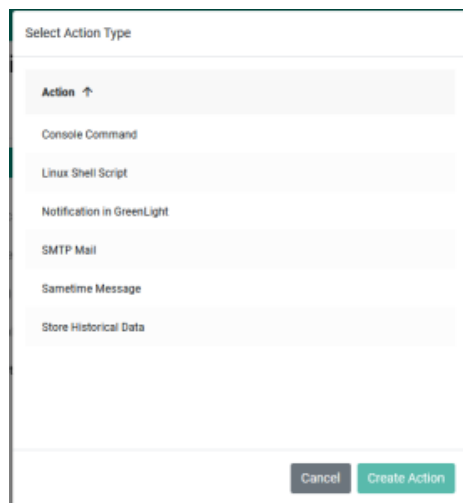
- Renaming
- Enabling/Disabling
- Adding/Removing targets
- Changes in scheduling
- Actions

**Affected Sensors:** Exchange Connectivity, Exchange Health, REST Service, Sametime MultiSite Simulation, Sametime Meeting Simulation, Windows PowerShell

Improvement

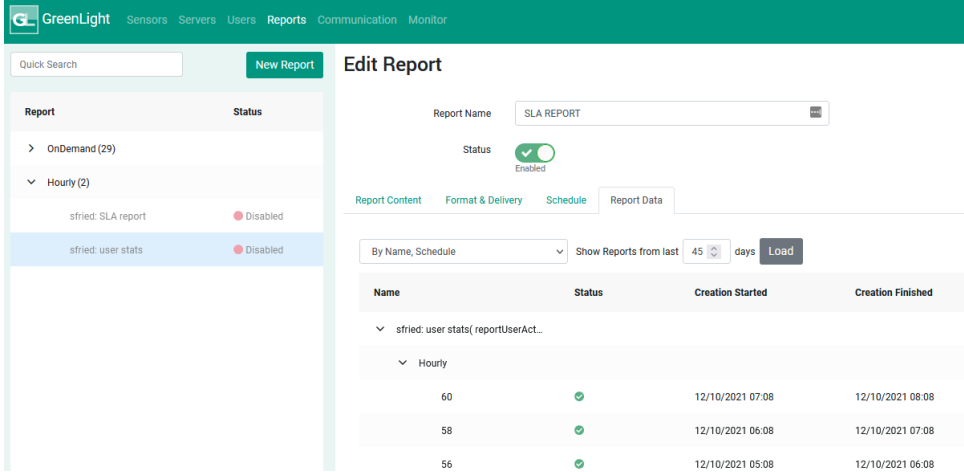
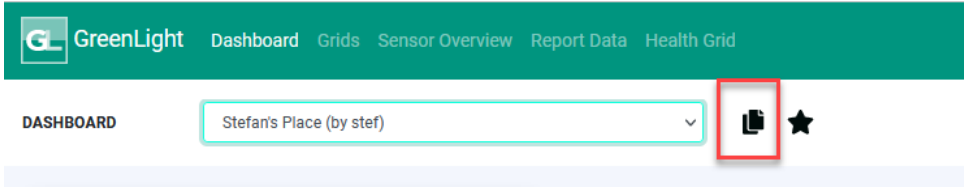
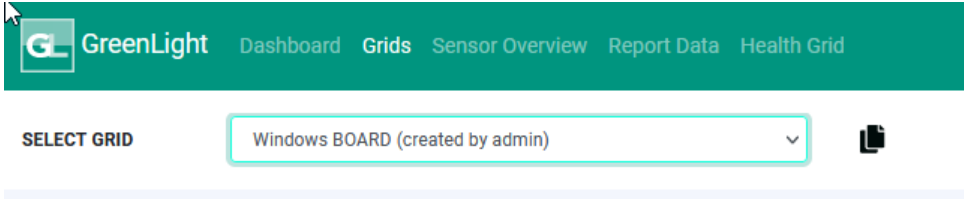
## Action Configuration

We offer a good set of possible actions which you know already from the previous versions.



Note: Some Action Types haven't been ported over to the HTML5 version. We decided to cut them out due to less importance at customers

**Affected Actions:** SNMP, Syslog Message, Windows Service Restart

Improvement	<h3>Communication Configuration</h3> <p>All Communication Profiles are available. Configuring and retrieving WInServices and Performance counters from a Window Node is now much easier.</p>
Improvement	<h3>Report Configuration</h3> <p>All Report templates are available in the new UI. You can download every report directly as a CSV from the Grid itself.</p> 
Improvement	<h3>System Configuration</h3> <p>The new System Configuration page provides you with the entry page of all necessary system items such as <i>Server Discovery</i>, <i>License Upload</i>, <i>ID upload</i> and <i>maintenance</i> actions.</p>
New Feature	<h3>Dashboard Cloning</h3> <p>Public <i>Dashboards</i> from others can now be cloned and further adjusted within minutes. Instead of inventing a new dashboard from scratch you just take an existing one as the basis for your own dashboard. Just simply click on the clone icon and make use of this feature.</p> 
New Feature	<h3>Grid Cloning</h3> <p>Any Grids can now be cloned and further adjusted within minutes. Instead of inventing a new Grid from scratch you just take an existing one as the basis.</p> 

New Feature

## Reports Data View

This page provides you with a central perspective where you can find every single report which has been generated in the past.

The screenshot shows the GreenLight interface with the 'Report Data' tab selected. At the top, there's a navigation bar with 'GreenLight' and links to 'Dashboard', 'Grids', 'Sensor Overview', 'Report Data', and 'Health Grid'. Below the navigation bar, there's a filter section with a dropdown menu set to 'By Name, Schedule', a text input 'Show Reports from last', a spinner set to '45', and a unit 'days', followed by a 'Load' button. The main content area displays a table with three columns: 'Name', 'Status', and 'Creation Started'. The table contains three rows of report names, each preceded by a right-pointing chevron: 'sfried: user stats( reportUserActivity )', 'sfried: SLA report( slaReport )', and 'sfried\_ disk new( slaReport )'.

Improvement

## New Metabase Dashboard and Metabase Upgrade to version 0.40.7

A new Dashboard called Domino Statistics has been introduced within Metabase. In addition to that , Metabase got updated to version 0.40.4

Improvement

## License Overview

This unique View helps you to identify which server consumes a license and which one doesn't. This makes your life much easier because you know exactly which server got assigned into a Sensor and therefore consumes a server license

The screenshot shows the GreenLight interface with the 'License Overview' tab selected. At the top, there's a navigation bar with 'GreenLight' and links to 'Dashboard', 'Grids', 'Sensor Overview', 'Report Data', and 'Health Grid'. Below the navigation bar, there's a header '11 of 200 licenses in use'. The main content area displays a table with five columns: 'Uses license 1 ↓', 'ID', 'Name 2 ↑', 'Host', and 'Last modified'. The table contains five rows of license data:

Uses license 1 ↓	ID	Name 2 ↑	Host	Last modified
true	10	a [redacted]	[redacted].com	Dec 10, 2021 5:45 PM
true	24	C [redacted]	[redacted]	Dec 10, 2021 5:45 PM
true	4	c [redacted]	[redacted].com	Dec 10, 2021 5:45 PM
true	31	d [redacted]	[redacted].nda.com	Dec 10, 2021 5:45 PM
true	30	dom-test-01/domtest/tokra	dom-test-01.panagenda.com	Dec 10, 2021 5:45 PM



Health Grid Tab will be discontinued with the next Version. Customers are asked to use the new capabilities of Dashboards and Grids