


# Setup Notifications (Mailprofile)

iDNA Applications requires a Mailprofile to send important system notifications, such as storage warnings, via email. To setup a Mailprofile, click on the **Settings** icon at the right hand corner of the web interface and select **Email profile settings** from the menu:

 Email profile settings

This profile will be used to send important system notifications via email.

Mail Gateway

mail.acme.com

The address of the SMTP server that handles your emails.

Port

25

The port your SMTP server uses for outgoing emails.

Security

☒ Unsecure ☐ Secure (TLS) ☐ Ignore TLS ☐ Require TLS

☒ Use Authentication

Username

user@acme.com

Username used for authentication

Password

.....

Password used for authentication

Sender address


idna-applications@acme.com


Email address you want to use as the sender of iDNA Applications.

Administrator address

idna-applications-admin@acme.com

Email address where critical system notifications will be sent to.

 Send testmail

 Save Profile

Complete the form according to your email infrastructure. You can check your settings by clicking on the **Send testmail** button. Click on **Save Profile** to finish the setup.



*Please note that the host name of an appliance is used to identify the affected iDNA Applications installation. If the host name is configured as "iDNA Applications", which is the default value, the IP address of the appliance will be used instead. See [Starting the Virtual Appliance](#) for a description on how to adapt the host information.*