


The Domino Directory MarvelClient Upload Client Data Action

 **IMPORTANT**

This document is exclusively for customers with a [MarvelClient Simplified Installation!](#)

If you have a MarvelClient Simplified Installation, you can simply instruct your clients to upload analyze and [HCL Nomad Web Migration](#) data into your MarvelClient Analyze database:

MarvelClient Upload Client Data

About

This action configures MarvelClient to upload information about HCL Notes and Nomad from all your end users to the MarvelClient Analyze database.

This includes notes.ini, user preferences, desktop icons, bookmarks, operating system information, hardware details, and more. Numerous views in the MarvelClient Analyze database allow you to evaluate this information and help you to discover problems or plan projects.

The information can also be used by the *MarvelClient Nomad Web Migration* action to transition users to the new HCL Nomad for web browsers.

Learn more ...

Action Properties

Enabled:

1

 Yes ▾

User Profile Key:

One set per user and build type ▾

2

This will create separate backup sets for each combination of: Notes user and client build type.

Select Keywords

Keywords


One set per user and build type

One set per client instance

OK


Cancel

The MarvelClient Upload Client Data Action in the Domino Directory updates Notes client Analyze and Nomad Web Migration data into your MarvelClient database every time end users login to and shutdown their Notes clients.

 **IMPORTANT**

The MarvelClient Upload Client Data Action requires a saved and properly configured [Simplified Installation](#) document, so that it knows where to find the Analyze database!


The Enabled field can be set to
Yes = Upload data
No = Do not upload data

 **IMPORTANT**

No MarvelClient Upload Data Action, or deleting the Action at any time results in No Upload.

The User Profile Key field allows you to specify whether you want
One set per user and build type = One set per Abbreviated Notes name and client build type (i.e. full, mobile or web).
One set per client instance = One set per Abbreviated Notes name\OS user\OS computer\Notes version\build type.

For Analytics and helpdesk purposes, one set per client instance usually works best.
For HCL [Nomad Web Migration](#), one set per user and build type could suffice (last one wins).

 **IMPORTANT**

Don't forget to [enable MarvelClient Essentials!](#)

Also, in line with the highlander principle, there can and must only be one document for each type of "Simplified Installation", "Upload Client Data" and "Nomad Web Migration" in the MarvelClient view. If you ever have more than one of any of those documents (including replication conflicts), make sure you delete all but one for each. Otherwise, results are unpredictable.