


# The Domino Directory Nomad Web Migration Action

NOTE: This feature is work in progress by HCL and panagenda. Stay tuned!

**IMPORTANT**

This document is exclusively for customers with a [MarvelClient Simplified Installation!](#)

### MarvelClient Nomad Web Migration

About

This action configures MarvelClient to perform a one-time migration of the client configuration when setting up HCL Nomad for web browsers for the first time.

It uses the data that was backed up from HCL Notes clients by the *MarvelClient Upload Client Data* action, and restores desktop icons, applicable settings, and more.

Learn more ...

Action Properties

Enabled: Yes

Select Keywords

Keywords


Yes

No

OK


Cancel

The MarvelClient Nomad Web Migration Action in the Domino Directory performs a one-time migration of the latest client configuration of a non-Nomad Web client (from the MarvelClient Analyze database) upon initial launch of a Nomad Web client.


**IMPORTANT**

The MarvelClient Nomad Web Migration Action requires a saved and properly configured [Upload Client Data Action](#) and corresponding Client Uploads from Non-Nomad clients!

The Enabled field can be set to  
**Yes** = Enable one-time migration  
**No** = Disable

**IMPORTANT**

No Nomad Web Migration Action, or deleting the Action at any time results in No migration.

**IMPORTANT**

Don't forget to [enable MarvelClient Essentials!](#)

In line with the highlander principle, there can and must only be one document for each type of "Simplified Installation", "Upload Client Data" and "Nomad Web Migration" in the MarvelClient view. If you ever have more than one of any of those documents (including replication conflicts), make sure you delete all but one for each. Otherwise, results are unpredictable.