

What's New in Document Properties

This document contains information about what's new in some of the latest versions of the [panagenda Advanced Document Properties plugin](#) for the HCL Notes client. It is not a complete list of new features in each release, but it highlights many of the useful features we've added!

For a list of all the things that are new and have been changed or fixed with each version, please see the [Document Properties Release Notes](#).

- [Document Properties Pro 12.0.12](#)
 - New 'Display Raw MIME' Option
- [Document Properties Pro 12.0.10](#)
 - New Actions Menu
 - New Menus for Compare Documents Dialog
 - New 'Open By NoteID Or UNID' Option
- [Document Properties 12.0.10](#)
 - Keep Profile Dialog Open
 - Optional Summary and Signature Columns
 - New Copy Options
 - Version Number Now Easy to Find
 - Improved Display of \$FolderRefs



If you are using an HCL Notes client version 12.0.1 or higher, remember that the Document Properties plugin is built-in to those clients. So some of the Basic and Pro features described below are only available in newer Notes clients that include the newer Basic plugin.

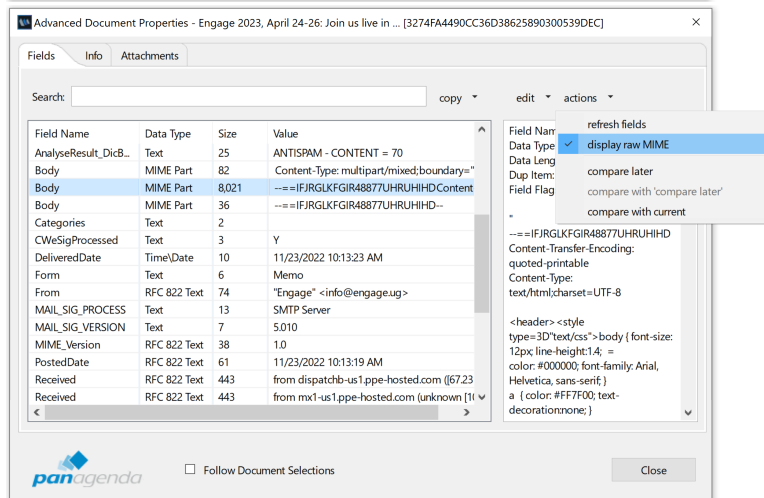
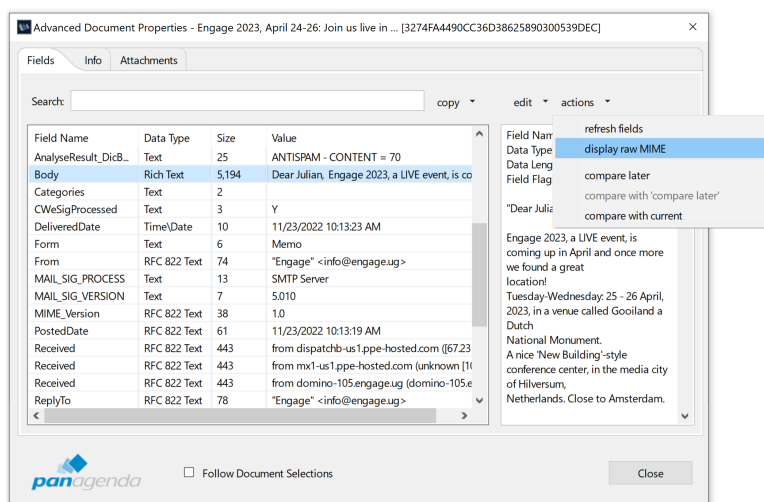
You can see the Document Properties plugin versions that shipped with each Notes client version on the [Document Properties Release Notes](#) page.

Document Properties Pro 12.0.12

New 'Display Raw MIME' Option

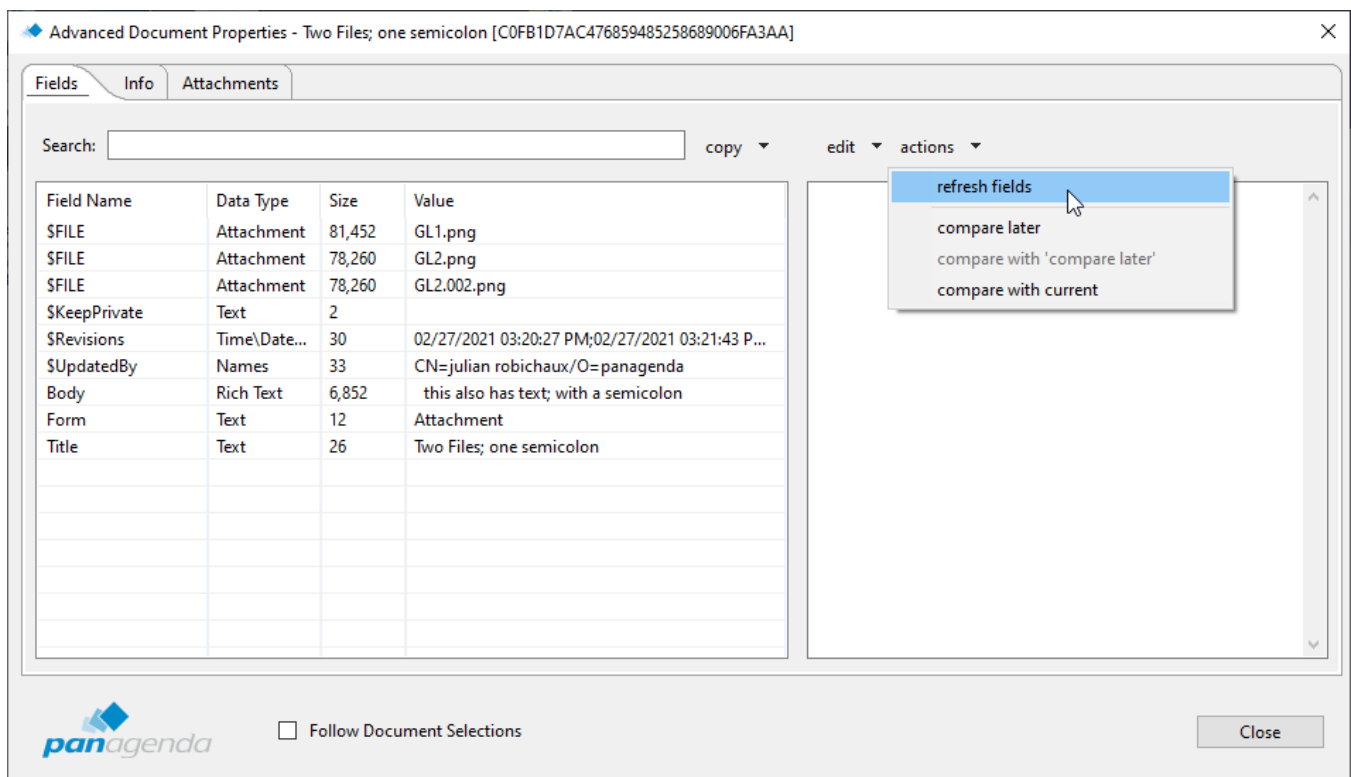
In previous versions of the Document Properties plugin (and all versions of the Basic plugin), MIME fields on documents were always converted to rich text when displaying the field values. This makes sense for most users, and it makes the search feature more accurate.

However, some admins and developers might want to see the raw MIME text of fields for troubleshooting, so we added a new menu option in the Actions menu for Document Properties Pro: "display raw MIME". Here's the body field of an email document with the setting unchecked and checked:



Document Properties Pro 12.0.10

New Actions Menu



Refresh Fields

If the document has been modified since you opened the Advanced Properties Dialog, activating this menu option will update the fields in the dialog to match the current values on the document.

Compare Later

Same as the "Compare Later" right-click menu option, but you can set the Compare Later document directly from the dialog.

Compare with 'Compare Later'

Same as the "Compare with 'Compare Later'" right-click menu option, but you can activate it directly from the dialog. This allows you to easily [compare Profile documents](#), for example — just open one Profile doc and choose "Compare Later", then open another Profile doc and choose "Compare with 'Compare Later'".

Compare With Current

If the document has been modified since you opened the Advanced Properties Dialog, activating this menu option will open a Document Compare Dialog with the field values you see in the Advanced Properties Dialog on the left, and the current field values on the right. This allows you to easily see which fields change when you edit a document, for example — just open the Document Properties dialog, keep it open, edit and save the doc, and choose "Compare With Current". Check out the [What's New in 12.0.2 videos](#) to see this in action.

New Menus for Compare Documents Dialog

Document Compare: Zip File [BCAE322179A34AC88525840A005D2F14] - Attached To Document [BA63A60C89FA543685258362006F5663]

Database: c:\IBM\Notes\Data\DS_Test.nsf
Document: Zip File; Modified: 04/08/2022 01:14:56 PM EDT

Database: c:\IBM\Notes\Data\DS_Test.nsf
Document: Attached To Document; Modified: 12/13/2018 03:22:24 PM EST

Search:

copy
edit
actions

Search:

copy
edit
actions

Field Name	Data Type	Size	Value
\$FILE	Attachment	8,400	s1.zip
\$Revisions	Time\Date...	54	05/30/2019 12:58:02 PM;04/08/2022 11:37:
\$UpdatedBy	Names	33	CN=julian robichaux/O=panagenda
Body	Rich Text	1,214	
Form	Text	12	Attachment
Title	Text	10	Zip File

Field Name	Data Type	Size	Value
\$FILE	Attachment	3,214	log.xml
\$Revisions	Time\Date	10	12/13/2018 03:17:51 PM
\$UpdatedBy	Names List	48	CN=julian robichaux/O=panagenda;Anor
Body	Rich Text	84	
Form	Text	12	Attachment
Title	Text	22	Attached To Document

☒ Synchronize Selections
Show: All fields

Close

For Pro users, both documents in the Document Compare Dialog now have the same Copy, Edit, and Actions menus as the individual Document Properties Dialog. This makes it easy to export fields, copy items between documents, etc.



This feature is not available on Notes 12.0.1. Notes 12.0.2+ or a Notes client prior to 12.0.1 is required.

New 'Open By NoteID Or UNID' Option

Advanced Properties

Document Properties Ctrl+Alt+L

Profile Documents

Compare Selected Documents

Compare Later

Compare With 'Compare Later'

Open by NoteID or UNID

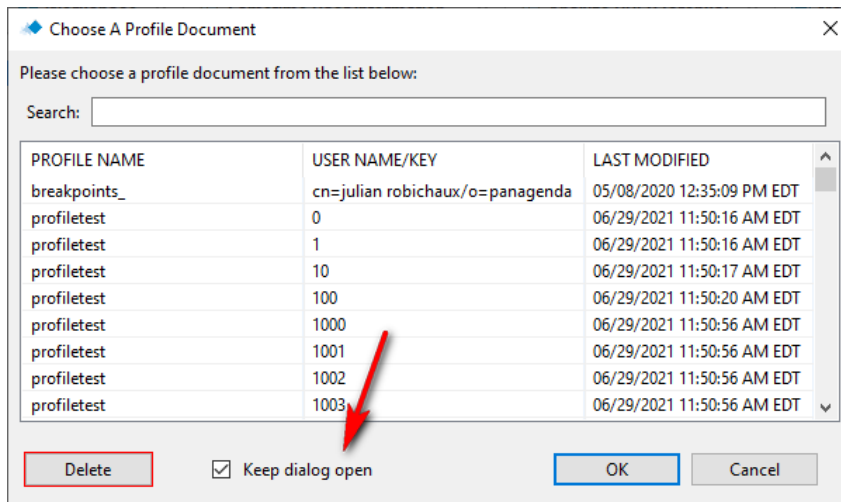
Pro users also get a new menu option: "Open by NoteID or UNID". This allows you to enter or paste a NoteID or UNID, and it will attempt to open the Document Properties dialog for the associated document.

Document Properties 12.0.10



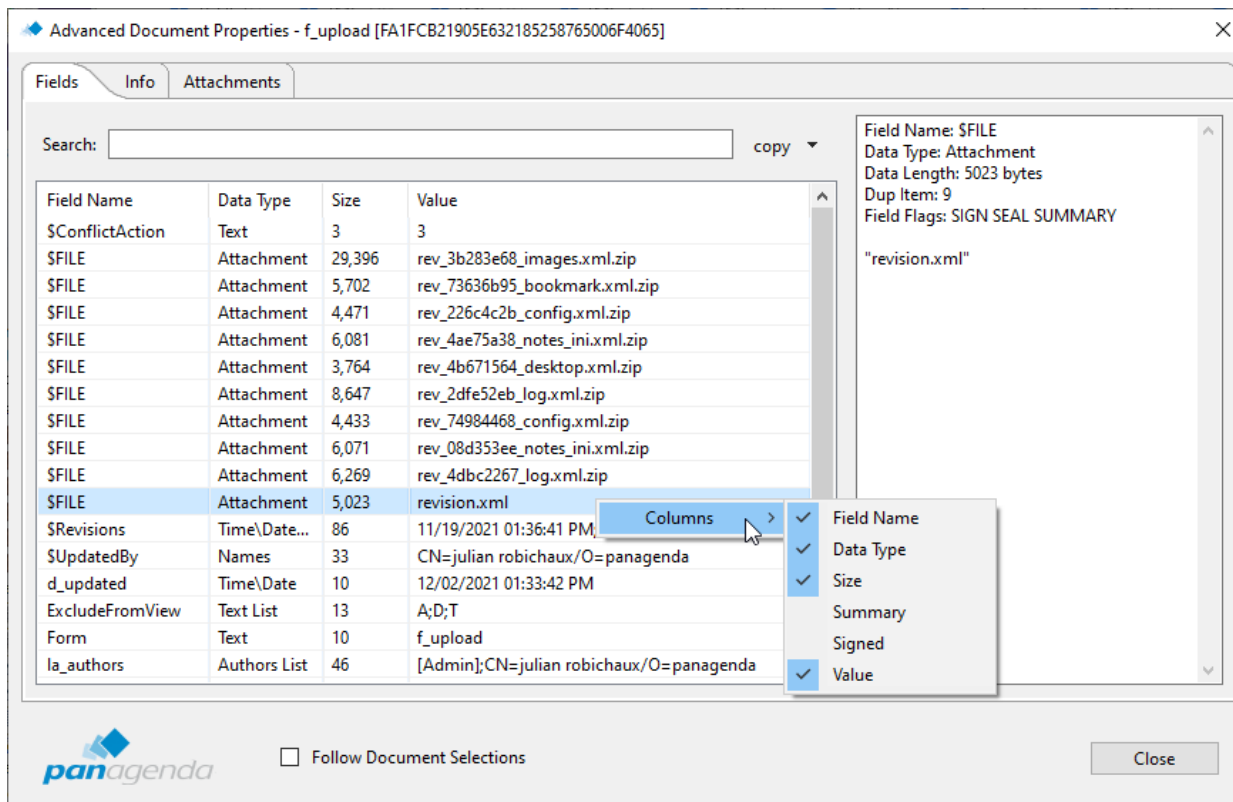
These features are not available on Notes 12.0.1. Notes 12.0.2+ or a Notes client prior to 12.0.1 is required.

Keep Profile Dialog Open



To make it easier to view or delete multiple profile documents in a database, there is now a “Keep dialog open” option on the Choose A Profile Document Dialog. When this option is selected, the dialog remains open after you open or delete a profile doc, until you uncheck it or click Cancel.

Optional Summary and Signature Columns



You can now right-click anywhere on the field list to get a Columns menu, which allows you to show/hide columns in the table. There are also two new columns: Summary and Signed, which makes it easy for you to sort and find which fields are summary fields, and which ones are either signed or encrypted.

Also, the column widths and visibility are now persistent, so if you adjust the column widths or show/hide columns in one dialog, they will have the same widths and visibility in new dialogs you open.

New Copy Options

Advanced Document Properties - f_upload [FA1FCB21905E632185258765006F4065]

Fields Info Attachments

Search:

Field Name	Data Type	Size	Value
\$ConflictAction	Text	3	3
\$FILE	Attachment	29,396	rev_3b283e68_images.xml.zip
\$FILE	Attachment	5,702	rev_73636b95_bookmark.xml.zip
\$FILE	Attachment	4,471	rev_226c4c2b_config.xml.zip
\$FILE	Attachment	6,081	rev_4ae75a38_notes_ini.xml.zip
\$FILE	Attachment	3,764	rev_4b671564_desktop.xml.zip
\$FILE	Attachment	8,647	rev_2dfe52eb_log.xml.zip
\$FILE	Attachment	4,433	rev_74984468_config.xml.zip
\$FILE	Attachment	6,071	rev_08d353ee_notes_ini.xml.zip
\$FILE	Attachment	6,269	rev_4dbc2267_log.xml.zip
\$FILE	Attachment	5,023	revision.xml
\$Revisions	Time\Date...	86	11/19/2021 01:36:41 PM;11/22/2021 09:14:05 AM;...
\$UpdatedBy	Names	33	CN=julian robichaux/O=panagenda
d_updated	Time\Date	10	12/02/2021 01:33:42 PM
ExcludeFromView	Text List	13	A;D;T
Form	Text	10	f_upload
la_authors	Authors List	46	[Admin];CN=julian robichaux/O=panagenda

copy ▾

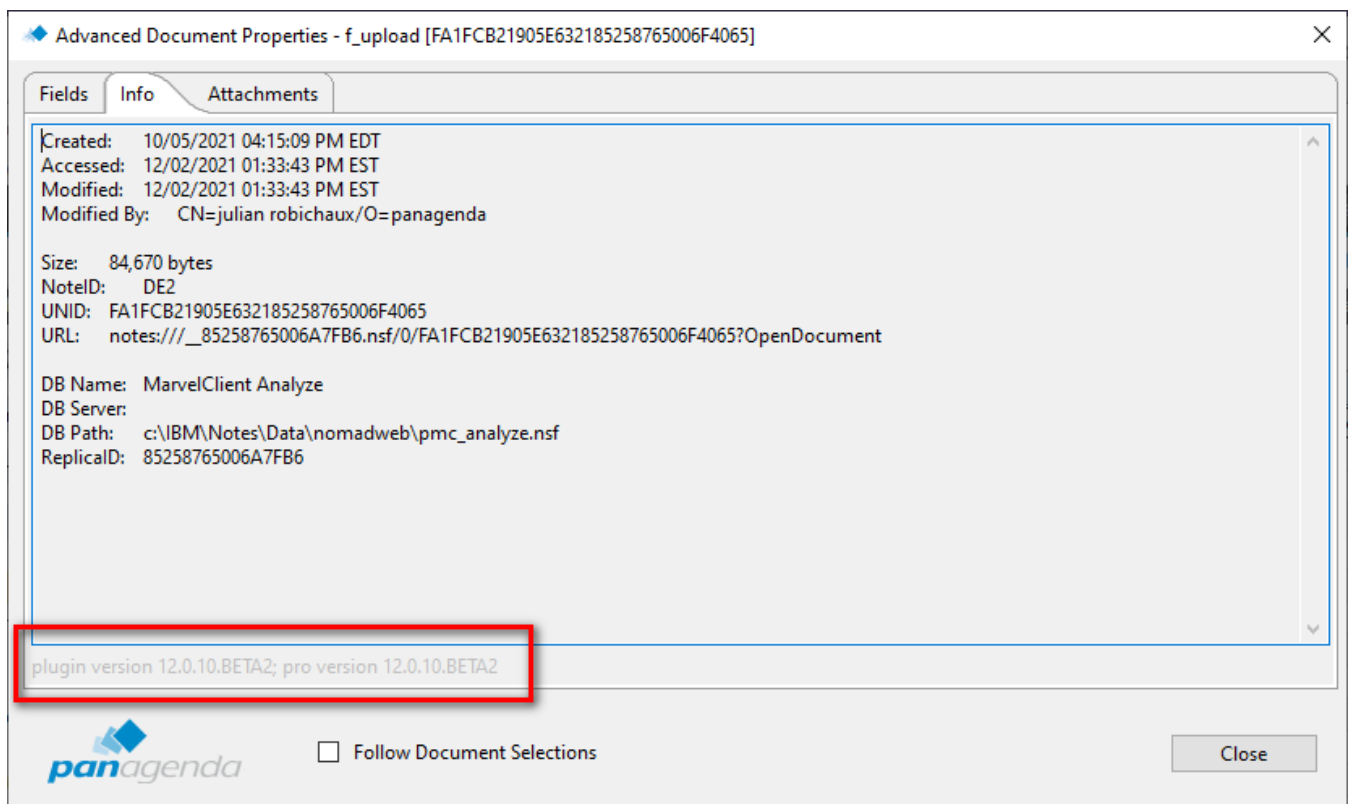
- selected rows as CSV
- all rows as CSV
- selected row names
- selected row values
- selected row info

Field Name: \$FILE
Data Type: Attachment

panagenda ☐ Follow Document Selections Close

The Copy menu has a few new options, now allowing you to easily copy selected field names, values, or full field info to the clipboard.

Version Number Now Easy to Find



A lot of you have commented on how hard it is to figure out which version of Document Properties you're using, especially when you're testing. Sorry about that! We added the plugin version to the Info box on the Document Properties dialog, just above the panagenda logo.

If you've got Pro installed, it'll show your Pro version too!

Improved Display of \$FolderRefs

Advanced Document Properties - Document One [2272871B34C4ADD6852588320052E254]

Fields Info Attachments

Search: copy ▾

Field Name	Data Type	Size	Value
\$FolderRef	Notes Refs	52	1440B16300BA2B688525883200528C77
\$FolderRefFlags	Number List	30	0;0;0
\$FolderRefID	Number List	30	1;1;1
SUpdatedBy	Names	33	CN=julian robichaux/O=panagenda
Form	Text	14	DocWithTitle
Title	Text	14	Document One

Field Name: \$FolderRef
Data Type: Notes Refs
Data Length: 52 bytes
Field Flags: SUMMARY

[FolderOne, FolderTwo, FolderThree]

F1440B16300BA2B688525883200528C77
F5F0566FE642F20A28525883200528E8C
FC1C68F0EF4024FCA8525883200529075

☐ Follow Document Selections

Close

\$FolderRef fields now show multiple folders, and they also have a human-readable list of Folder names in addition to the Folder UNIDs.