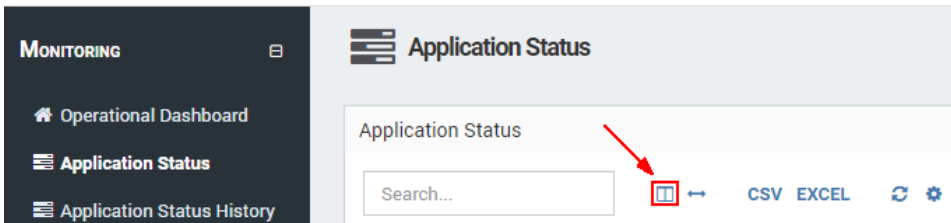


# How to Exclude an Application from Monitoring

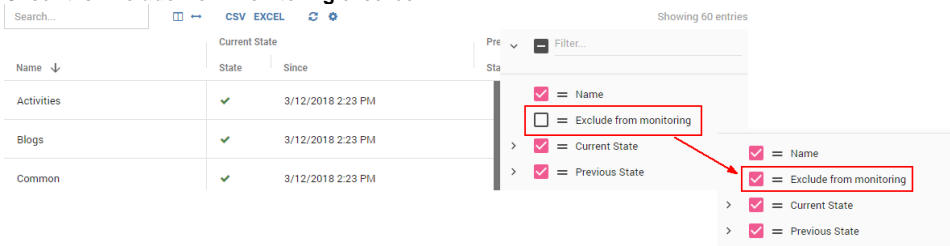
ConnectionsExpert provides a feature that enables administrators to exclude certain applications from monitoring.

Please follow these steps to exclude applications:

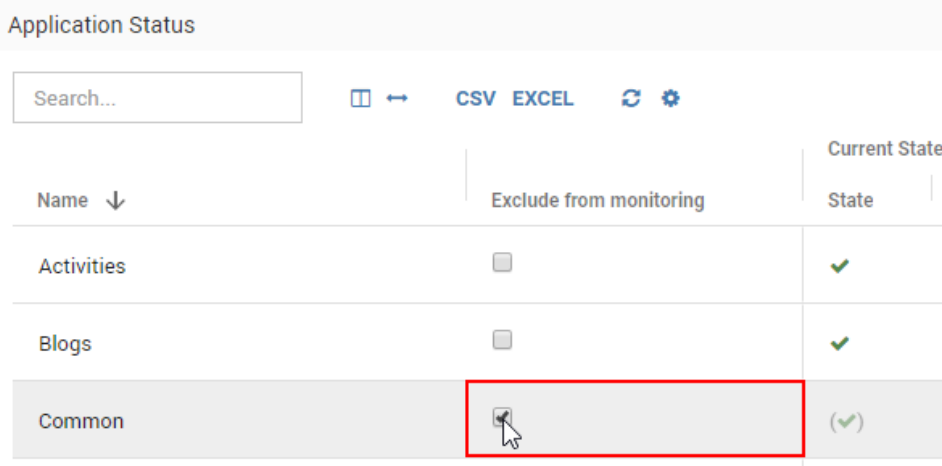
1. Select the **Application Status** view in the ConnectionsExpert web interface
2. Open the **columns filter** by clicking on the columns icon:



3. Check the **Exclude from Monitoring** checkbox:



4. Select the application(s) you want to exclude:



**i** In order to include once excluded applications, please follow the steps 1-3 and deselect the applications you want to monitor.